

COATING FAÇADES DECORATION

OUTDOOR



INDOOR



APPLICATIONS /

- Micro-mortar colored high performance for cladding interior and exteriors.
- In walls and roof
- Minimum thickness (1-2mm)

SUPPORTS /

On **Revistamp Sec, Revislant** (thermal insulation), conventional mortar, concrete, paint in good condition, plaster, plasterboard, wood, glass...

APPLICATION RECOMMENDATIONS /

- Respect always the same percentage of **Acrylcem** during mixing.
- Do not add water to the product.
- Respect the expansion joints of the existing base, mortar, ceramic...
- Application temperature 5°C to 35°C
- Do not apply with risk of rain, freeze, or direct sunstroke, strong wind, rain.

Micro-mortar for coating and decoration façades

PAVICEM MICRO-MORTAR FAÇADES 2 mm THICKNESS

DESCRIPTION /

Special cement, mineral fillers, additives, resins and pigments.

COMMENTS /

- Do not add water or any other additive to the mortar.
- In absorbents or porous and in hot season wet before apply the product.
- Treat the singular areas (fissures...) with fiberglass mesh.
- Do not apply directly on brick cladding, concrete block...
- The drying time will vary depending on the temperature and humidity.

USE CHARACTERISTICS /

- Mix life: 3 hours
- Open time: 2 hours
- Maximum thickness: 0.1-2 mm
- Maximum thickness by layer: 0.5-1 mm
- Hard to the touch: 4-6 hours

*These times can vary considerably depending on room temperature.

FEATURES /

- Powder density: 0.7 g/cm³
- Mass density: 1.1 g/cm³
- Adhesion EN-1015/12: 2.10 N/mm²
- Water absorption: 0.008 g/cm²
- Freeze-thaw: 0.01 kg/cm²

*These results have been obtained in standard conditions and may vary depending on conditions of placing.



www.pavistamp.com

Customer Service: +34 902 158 743

MICRO-MORTAR
PAVICEM
 2 mm THICKNESS

EXECUTION TERMS /

- The base of the plaster prior to receiving the **Pavicem**, must have good flatness, be strong and absorbent.
- Before applying the micro-mortar **Pavicem**, we recommend leaving the bedding mortar set between 20 and 30 days (depending on weather conditions).
- Apply a first coat of **Pavicem Grueso** to regularize the surface.
- On concrete walls, it must be flat and clean without traces of grout, concrete release...

HOW TO USE /



The relation of the mix will be of 2 to 1.
 (2 parts of **Pavicem** by 1 part of **Acrylcem** approx.).

Mix with low speed, until obtain a homogeneous, smooth and workable mass.



1) On irregular surfaces, apply a first coat of regularization with **Pavicem Grueso**.

2) Apply with the appropriate trowel at 0.5 mm per layer to achieve the desired effect.



Once the surface is dry (24-48 hours) to apply 1 to 2 coats of curing resin polyurethane **Orfapol 50**.

PRODUCT

PAVICEM MICRO-MORTAR FAÇADES

2 mm THICKNESS

Micro-mortar for coating and decoration of façades

- Flexible and breathable
- Smooth-textured finish
- High decoration
- Indoor and outdoor
- Professional use

PRESENTATION /

Container 1-5-15 kg
 Plastic can of 15 kg.
 Pallets de 405 kg (27 cans).



COLORS /

Chart of 56 colors.
 (Others on request)

YIELD /

400 – 800 g/m²

*These consumptions may vary depending on the support and number of coats.

STORAGE /

12 months since date manufacture in original closed container and shelter from weather.


REFERENCES /

On plaster and concrete of poor flatness, applying a first layer of **Pavicem Grueso**.


PAVICEM COLORS



PAVICEM CHART COLORS




Blanco




Blanco 03




Blanco Roto




Hueso



Arena-2



Piedra París



Tierra




Arena 96



Ocre



Amarillo



Ambar



Verde Limón




Verde Oscuro




Turquesa



Selva




Azul Claro



Maya



Estelar



Morado



Lila



Cobre



Anaranjado




Teja



Papaya




Granate



Gris Base



Gris Claro



Ceniza

PAVICEM CHART COLORS



Marfil



Beige



Sahara



Marrón Claro



Oro



Marrón 140



Arenisca



Albero



Jade




Verde Ingles



Manzana



Paja




Azul




Azul-E




Azul Profundo



Azul Oscuro




Malba



Cobalto




Purpura




Salmón



Rosa



Rojo Alicante




Burdeos




Rojo Inglés




Piedra



Pizarra



Plata



Negro